


ATRIUM

WINDOWS AND DOORS

Install Atrium • Instill Confidence



Vinyl Replacement Windows and Doors

A Commitment to Excellence Since 1948

*Welcome the beauty of
nature into your home with
precision-crafted windows
and doors from Atrium. One*

*of America's best selling
brands, Atrium understands
your desire for easy care,
energy efficient windows
and doors. That's why we
control every facet of the
manufacturing process.*

*From extrusion to fabrication,
we set a higher standard
from start to finish. It's the
only way to assure you of
outstanding craftsmanship
that is worry-free and a true
value in superior products
for your home.*

ATRIUM
WINDOWS AND DOORS

The Vinyl Advantage


Atrium Windows and Doors are crafted from premium, high-performance vinyl. Vinyl is the ideal material for engineering energy efficient products that are both beautiful and practical. Vinyl is virtually maintenance free. It never needs painting or refinishing. No scraping or peeling paint or replacing rotting wood. Vinyl is perfect for constructing tight seals that prevent leaky drafts. Save on heating and cooling costs all year long with energy-smart Atrium products.



Double Hung Windows Series 300

Atrium's solid vinyl 300 Double Hung window features a welded vinyl frame and sashes for unbeatable strength and seamless beauty. The traditional architectural styling of double hung windows is always in fashion. Both sashes are operable and tilt in for easy cleaning.

- Precision mitered, fusion welded corners provide superior structural strength and weather resistance
- Both sashes tilt in for easy cleaning from inside
- 7/8" insulated glass provides energy saving, thermal efficiency
- Warm edge insulated glass technology reduces condensation
- Continuous aluminum reinforced interlocking meeting rail for weather tight performance
- Hidden constant force stainless steel balance system for easy smooth operation
- Positive action cam-lock provides a weather-tight seal and comforting security
- Multi-chambered 3 1/4" frame improves thermal performance and helps enhance sound absorbency
- Available colors: white and desert tan
- Optional decorative grids – 5/8" Flat Colonial or 25mm Georgian
- Optional decorative glass



Size guidelines:

Minimum width - 14"

Maximum width - 52"

Minimum height - 26.25"

Maximum height - 84"

Sizes are exact

Maximum unit inches - 132"



Casement Windows

Series 720

Our versatile vinyl casements crank open easily to provide ventilation (plus allow easy cleaning). And they come in a range of styles, from single vent to 5-Lite combinations of fixed and operating units.

- Beautiful beveled frame surrounds 7/8" insulated glass for optimum thermal performance
- Warm edge insulated glass technology reduces condensation
- Concealed hinges and operating hardware ensure smooth, clean look
- Window opens a full 90° for cleaning entire surface easily from inside
- Full screen* comes standard on all casement vents
- Multi-point locking system provides superior pull-in mechanism and structural performance
- Available colors: white, desert tan and adobe
- Optional decorative grids – 5/8" flat styles
- Optional Low-E glass
- Optional Low-E glass with insulating Argon Gas
- Optional decorative glass

Size guidelines:

Minimum width - 18"

Maximum width - 36"

Minimum height - 24"

Maximum height - 72"



Awning Windows

Here's the perfect way to provide continuous controlled ventilation. Simply crank open our vinyl awning window to let in just as much fresh air as you want. Window opens to outside, keeping indoors dry even on rainy days.

- Beautiful beveled frame surrounds 7/8" insulated glass for optimum thermal performance
- Warm edge insulated glass technology reduces condensation
- Concealed hinges and operating hardware ensure smooth, clean look
- Full screen* comes standard on all vented units
- Multi-point locking system provides superior pull-in mechanism and structural performance
- Available colors: white, desert tan and adobe
- Optional decorative grids – 5/8" flat styles
- Optional Low-E glass
- Optional Low-E glass with insulating Argon Gas
- Optional decorative glass



Size guidelines:

Minimum width - 24"

Maximum width - 48"

Minimum height - 18"

Maximum height - 36"

*Screens are not meant to restrain a child from falling through an open window.

Single Hung Windows Series 200

Atrium's solid vinyl Single Hung windows feature a fixed top sash with an operable lower sash. They are one of the most popular window constructions and are at home in any architectural style.

- Precision mitered, fusion welded corners provide superior structural strength and weather resistance
- 7/8" insulated glass provides energy saving, thermal efficiency
- Warm edge insulated glass technology reduces condensation
- Continuous aluminum reinforced interlocking meeting rail for weather tight performance
- Positive action cam-lock provides a weather-tight seal and comforting security
- Multi-chambered 3" frame improves thermal performance and helps enhance sound absorbency
- Available colors: white and desert tan
- Optional decorative grids – 5/8" Flat Colonial, 25mm Georgian or Brass
- Optional decorative glass


Size guidelines:

Minimum width - 12"

Minimum height - 24"


Maximum width - 48"

Maximum height - 96"

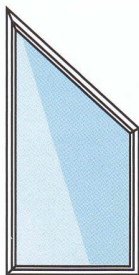


Shapes


From octagons and trapezoids to full circle, half rounds and eyebrows, Atrium offers a full range of architectural options to accommodate any style.



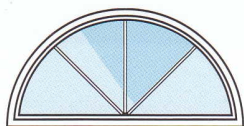
Full Round



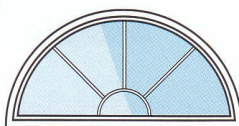
Trapezoid



Octagon



Half Round with Sunburst Grid



Half Round with Spoked Grid



Bay/Bow Windows

Bays and bows arrive completely assembled. So they're simple to install. Plus, you can choose either double hung or casement windows to flank the picture window. Open the flankers to provide refreshing ventilation. Bay windows have 3 Lites: a larger central picture window plus flankers. Bow windows come in a variety of styles, ranging from 3 to 5 Lites (all equal in size).

- Available colors: white and desert tan
- Optional decorative glass



Garden Windows

- Rounded corners and frame - compliments all architectural styles
- Welded vinyl frame and sash - with extruded aluminum interior supports for added strength
- Low-E insulated glass roof - reduces heat transmission and ultra violet rays
- Aluminum nail fin wraps perimeter- installs like an aluminum window, yet performs like vinyl
- Easy-opening side vents - single hung vents with sash balances for fingertip control. Self-locking latch keeps vents securely closed
- Fully adjustable tempered glass shelves - for a variety of plant sizes
- Fully insulated 3/4" bottom tray - sturdy, specially formulated rigid vinyl, 16" deep for wider plant bases
- Clear outside view - no bars or obstructions, minimal sightlines
- Available in white and desert tan



8400 Door

- Elegant slim line design adds style, value and comfort to any home
- 7/8" tempered, insulated glass with warm-edge technology provides safety and optimum energy efficiency
- Multi-chambered vinyl extrusions enhance thermal performance
- Fusion welded frame and sash provides exceptional structural strength
- Steel reinforced door panels enhance overall durability
- Adjustable, tandem steel wheels and heavy duty hardware provide smooth, easy operation
- Hidden drainage systems in frame and sash assure a watertight structure
- Equal size glass lites and a high glass to vinyl ratio make the 8400 one of the most architecturally attractive patio doors available

Size guidelines:

Minimum width - 48"

Maximum width - 108"

Minimum height - 72"

Maximum height - 96"



Series 370 French Door

- Elegant garden door appearance with an extra-wide 6" bottom rail
- 1" tempered, insulated glass with warm-edge technology provides safety and optimum energy efficiency
- Multi-chambered vinyl extrusions enhance thermal performance
- Fusion welded frame provides exceptional structural strength
- Mechanically assembled sashes at a 90 degree angle
- Additionally reinforced meeting rail for structural integrity
- Multi-point locking system provides superior pull-in mechanism and structural performance
- Internal weeping system in frame for maximum water drainage efficiency
- Heavy-duty zinc die-cast handle for years of durability
- Available in two, three and four panel construction
- Optional decorative grids
- Optional Low-E glass



Series 1600 Vinyl Hinged Door


- Beauty and elegance in a high-performance vinyl hinged door
- Warm-edge insulated glass technology reduces condensation
- Integrated 1 3/8" pre-punched nailing fin for easy installation
- 5 - 15/16" wide frame (4-9/16" from nailing fin)
- Internal weeping system for maximum water drainage efficiency
- Heavy-duty weather strip to minimize air and water infiltration
- Superior sill weather strip is ultra-resistant to wear and tear
- Anodized extruded Champaign aluminum sill cover is corrosion resistant with a thermal break and an integral rolling track for optional screen
- Available in one, two, three and four panel configurations
- Optional decorative grids
- Optional Low-E glass
- Optional decorative glass




Optional Energy Saving Low-E Glass Technology

Low-E glass is coated with a virtually invisible layer of silver that reflects radiant solar energy while permitting visible light to pass through the glass. In cold, winter climates the Low-E glass helps keep rooms warmer by reflecting heat back into the home while letting warm, solar rays in. In hot, summer temperatures the Low-E glass lets visible light pass while blocking infrared and ultraviolet radiant solar energy. So your rooms stay cooler and you save on precious energy costs. An added bonus of Low-E glass, blocking radiant solar energy, also helps protect room furnishings from fading.

Low-E Glass



During the summer, it reflects the sun's heat energy away from your house for cooler inside temperatures.



During the winter, this glass lets in natural light and keeps heat energy inside your house.

The Atrium Warranty

You'll like what's behind our windows: a limited lifetime warranty on vinyl, glass, and all working parts. We register each product individually, with its own product identification number (PIN) for easy replacement of parts.



12775 East 38th Avenue • Denver, CO 80239
www.atrium.com

Kids Can't Fly

Screens are not designed to restrain a child from falling through an open window. Please take proper precautions.

Distributed by: